



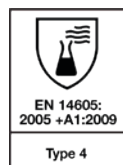
# Etna

6936A2F01



## Hi-vis rain coverall

With this hi-vis rain coverall with fixed hood you are protected from the rain day and night. Even if you would be exposed to splashes of liquid chemicals, you are very well protected with this windproof Etna coverall in Flexothane® fabric. For your comfort, the waist is elastic and the leg ends can be narrowed with press studs.



**SIOEN head office**  
Fabriekstraat 23  
B-8850 Ardoorie  
Belgium  
T: +32 (51) 740 800  
F: +32 (51) 740 962  
[www.sioen-ppc.com](http://www.sioen-ppc.com)

© 2022 Sioen Apparel - Protection through Innovation, Flexothane®, Sopor® and the SIOEN logo are trademarks of the Sioen Industries Group.  
Please note that all information given in this document is intended to be useful and informative and is correct to the best of our knowledge at time of print.  
No liability can be accepted for inaccuracies or omissions. The right is reserved to amend this information without prior notice.  
All our technical files, style descriptions, presentations, designs and drawings, give the latest update of the standards and design or style features of each product. However, delivered products may comply with previous standards, design or style features. For that Sioen disclaims any liability whatsoever.  
Contact our sales for full information if specific requirements are needed.



Discover  
our products

# Hi-vis rain coverall

## Etna - 6936A2F01

### European Standards: (based upon size L)

- » EN 14605 : 2005 + A1 : 2009 Type 4
- » EN 14126 : 2003 +AC : 2004 Type 4-B
- » EN ISO 20471 : 2013 +A1 2016 / Class 3
- » EN 343 : 2019 / Class 4-1-X
- » EN ISO 13688 : 2013

### Exterior:

- » Fixed hood
- » Zip closure under flap with press studs
- » Leg narrowing by press studs
- » Elasticated waist

### Fabric:

Flexothane® Classic: 100% polyamide knitting with PU coating; ± 180 g/m<sup>2</sup>

### Sizes:

S - XXXL

### Colour:

- » FY1 Hi-Vis Yellow
- » FC1 Hi-Vis Orange

### Packaging:

10 pieces per box

### Wash and care instructions:

